



Essential New Learnings Week 9 (June 15-June 19)

Ms. Flynn




	<u>Monday</u> June 15	<u>Tuesday</u> June 16	<u>Wednesday</u> June 17	<u>Thursday</u> June 18	<u>Friday</u> June 19
 	<p>Learning Target: Readers listen to a read aloud and think about their future.</p> <p>Materials Needed:</p> <ul style="list-style-type: none"> Seesaw for Lesson and Activity Book (physical copy, Epic!, Raz-kids) <p>To-Do:</p> <ul style="list-style-type: none"> Go to "Oh The Places You'll Go" lesson in Seesaw. Watch the read aloud on Loom by clicking on the link in the Seesaw Activity. Complete the assigned Seesaw activity attached to the video lesson. Read independently for at least 20 minutes. 	<p>Learning Target: Readers read independently to practice their reading skills.</p> <p>Materials Needed:</p> <ul style="list-style-type: none"> Book (physical copy, Epic!, Raz-kids) Lexia log-in information Reading response choice board Notebook paper Pencil <p>To-Do:</p> <ul style="list-style-type: none"> Read independently for at least 20 minutes. Complete one reading response from the choice board on notebook paper. Go on to Lexia and practice for 10-15 minutes. 	<p>Learning Target: Readers make book recommendations for summer reading.</p> <p>Materials Needed:</p> <ul style="list-style-type: none"> Seesaw for Lesson and Activity Book (physical copy, Epic!, Raz-kids) <p>To-Do:</p> <ul style="list-style-type: none"> Go to "Summer Book Recommendation" lesson in Seesaw. Look at the example book recommendation. Complete the assigned Seesaw activity attached to the lesson. Read independently for at least 20 minutes. 	<p>Learning Target: Readers read independently to practice their reading skills.</p> <p>Materials Needed:</p> <ul style="list-style-type: none"> Book (physical copy, Epic!, Raz-kids) Lexia log-in information Reading response choice board Notebook paper Pencil <p>To-Do:</p> <ul style="list-style-type: none"> Read independently for at least 20 minutes. Complete one reading response from the choice board on notebook paper. Go on to Lexia and practice for 10-15 minutes. 	<p>(Optional) Enrichment Lessons:</p> <ul style="list-style-type: none"> Learn about our local history about people and salmon. Learn and practice important social-emotional concepts. <p>Materials Needed:</p> <ul style="list-style-type: none"> Seesaw Activity: "Celebrating Accomplishments: Look What I Did!" Seesaw Activity: "Taking Informed Action to Make a Difference Part 2" Seesaw Activity: "Taking Informed Action to Make a Difference Part 3" <p>To-Do:</p> <ul style="list-style-type: none"> Go to the Seesaw Activities listed above. Complete the assigned Seesaw activities as written out.

****Seesaw Activities will be released each morning at 7 am for the assigned day. This will help keep things organized and easy to keep track of!**

	<u>Monday</u> June 15	<u>Tuesday</u> June 16	<u>Wednesday</u> June 17	<u>Thursday</u> June 18	<u>Friday</u> June 19
<p style="font-size: 2em; color: purple;">Writing</p> 	<p>Learning Target: Writers can create a poem all about them using a template and example.</p> <p>Materials Needed:</p> <ul style="list-style-type: none"> • Seesaw for Lesson and Activity <p>To-Do:</p> <ul style="list-style-type: none"> □ Watch "6/15/20 Writing Lesson: Bio Poems" video lesson in Seesaw. □ Write your own bio poem in the Seesaw Activity. 	<p>Learning Target: Writers free write or take the day off ☺.</p> <p>Materials Needed:</p> <ul style="list-style-type: none"> • Paper • pencil <p>(Optional) To-Do:</p> <ul style="list-style-type: none"> □ Work on a free write (choice write). 	<p>Learning Target: Writers create a Haiku poem about summertime.</p> <p>Materials Needed:</p> <ul style="list-style-type: none"> • Seesaw for Lesson and Activity <p>To-Do:</p> <ul style="list-style-type: none"> □ Watch "6/17/20 Writing Lesson: Haiku Poetry" video lesson in Seesaw. □ Write a Haiku poem in the Seesaw Activity. 	<p>Learning Target: Writers free write or take the day off ☺.</p> <p>Materials Needed:</p> <ul style="list-style-type: none"> • Paper • pencil <p>(Optional) To-Do:</p> <ul style="list-style-type: none"> □ Work on a free write (choice write). 	<p>Learning Target: Writers free write or take the day off ☺.</p> <p>Materials Needed:</p> <ul style="list-style-type: none"> • Paper • pencil <p>(Optional) To-Do:</p> <ul style="list-style-type: none"> □ Work on a free write (choice write).

****Seesaw Activities will be released each morning at 7 am for the assigned day. This will help keep things organized and easy to keep track of!**

	<u>Monday</u> June 15	<u>Tuesday</u> June 16	<u>Wednesday</u> June 17	<u>Thursday</u> June 18	<u>Friday</u> June 19
	<p>Learning Target: Mathematicians will practice multiplication skills by doing a color by number.</p> <p>Materials Needed:</p> <ul style="list-style-type: none"> • Seesaw for Lesson and Activity • Notebook paper • Pencil <p>To-Do:</p> <ul style="list-style-type: none"> □ Go to "Multiplication Facts Coloring Page" lesson in Seesaw. □ Complete the activity attached to the lesson. 	<p>Learning Target: Mathematicians will use to Zearn to practice math concepts.</p> <p>Materials Needed:</p> <ul style="list-style-type: none"> • Zearn • Notebook paper • Pencil <p>To-Do:</p> <ul style="list-style-type: none"> □ Work on Zearn for at least 20 minutes. 	<p>Learning Target: Mathematicians will work on a math mystery.</p> <p>Materials Needed:</p> <ul style="list-style-type: none"> • Seesaw for Lesson and Activity • Math Mystery PDF • Notebook paper • Pencil <p>To-Do:</p> <ul style="list-style-type: none"> □ Go to "Math Mystery!" activity in Seesaw. □ Complete the math mystery attached to the activity or use the emailed pdf. 	<p>Learning Target: Mathematicians will continue to work on a math mystery.</p> <p>Materials Needed:</p> <ul style="list-style-type: none"> • Seesaw for Lesson and Activity • Math Mystery PDF • Notebook paper • Pencil <p>To-Do:</p> <ul style="list-style-type: none"> □ Go to "Math Mystery!" activity in Seesaw. □ Complete the math mystery attached to the activity or use the emailed pdf. 	<p>Prodigy Day! 😊</p>

****Seesaw Activities will be released each morning at 7 am for the assigned day. This will help keep things organized and easy to keep track of!**